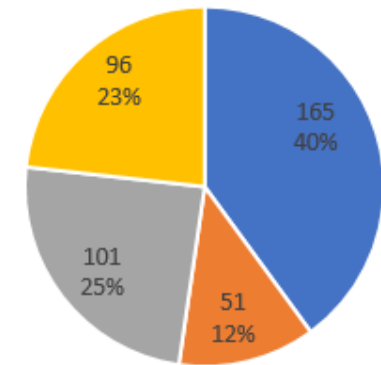




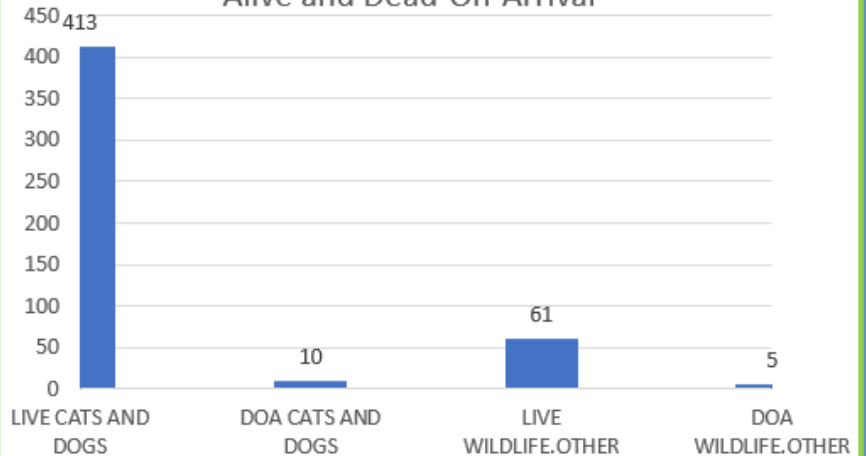
MARCH 2022 STATISTICS

413 Live Intakes - Cats and Dogs

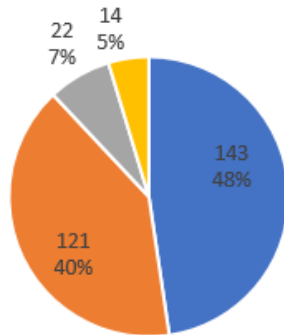


■ DOG ■ PUPPY ■ CAT ■ KITTEN

489 Total Intake - All Species
Alive and Dead-On-Arrival

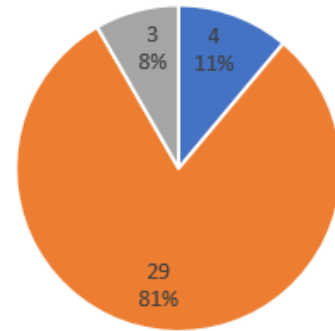


300 Total Outcomes - Cats and Dogs
264 Live, 36 Non-Live



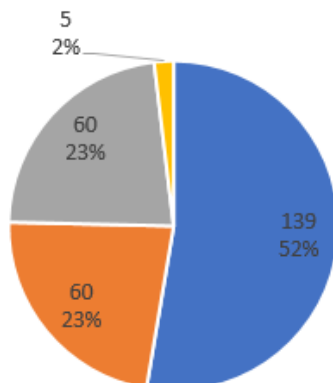
■ LIVE OUT CANINE ■ LIVE OUT FELINE ■ NON-LIVE CANINE ■ NON-LIVE FELINE

36 Non-Live Outcomes - Cats and Dogs



■ DIED IN CARE ■ EUTHANASIA ■ MISSING/LOST

264 Live Outcomes - Cats and Dogs



■ ADOPTION ■ RETURN TO OWNER ■ RESCUE TRANSFER ■ SERVICE OUT

2nd Quarter Summary

(Jan—March 2022, Cats & Dogs):

929 Live Intakes

911 Live Outcomes

108 Non-Live Outcomes

93.42% Live Outcome Rate